

NEVE T5 WATERPROOF FLURO



NEVE T5 WATERPROOF FLURO

FEATURES

- ELECTRONIC BALLAST
- STAINLESS STEEL SUSPENSION CLIPS
- HINGED DIFFUSER
- IMPACT RESISTANT POLYCARBONATE
- MULTIPLE CONDUIT ENTRY
- SLEEK DESIGN
- SUSPENSION KIT
- SPEEDY GEAR TRAY ACCESS
- IP65

BENEFITS

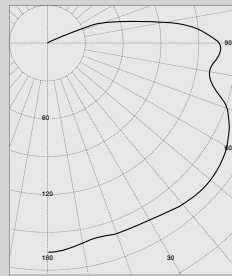
- LOW ENERGY CONSUMPTION
- FLICKER FREE START
- SAFE AND EASY MAINTENANCE
- MOUNTING FLEXIBILITY (SURFACE OR SUSPENDED)
- WEATHERPROOF AND IP65 WET CONDITIONS
- CORROSIVE RESISTANT
- IMPACT RESISTANT

APPLICATIONS

- WORKSHOPS
- FACTORIES
- POWER PLANTS
- KITCHENS
- GARAGES
- OUTDOORS
- VERANDAHS
- SCHOOLS
- SERVICE AREAS

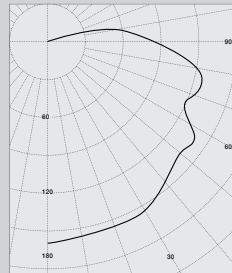
NEVE 1 LIGHT FLURO

- 1 x 14 WATT SKU 180070
- 1 x 28 WATT SKU 180072
- 1 x 28 WATT SKU 180074 Maintained Emergency



NEVE 2 LIGHT FLURO

- 2 x 14 WATT SKU 180071
- 2 x 28 WATT SKU 180073
- 2 x 28 WATT SKU 180075 Maintained Emergency



NEVE T5 1 LIGHT FLURO


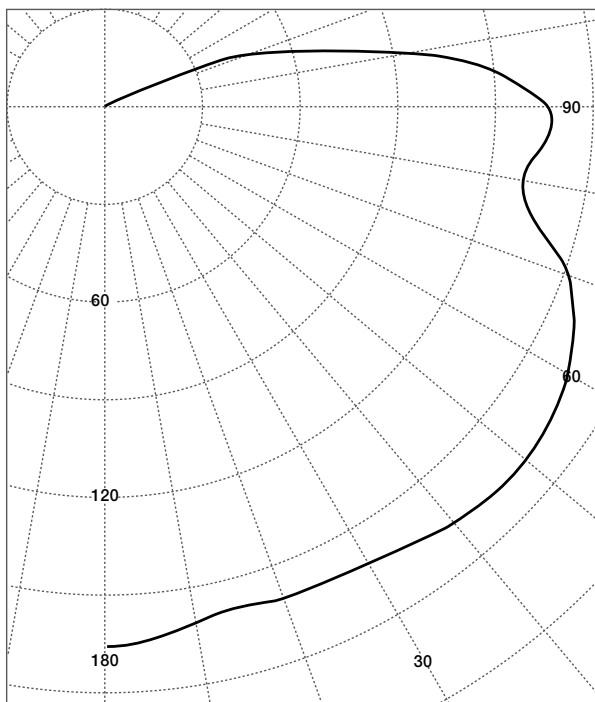


NEVE

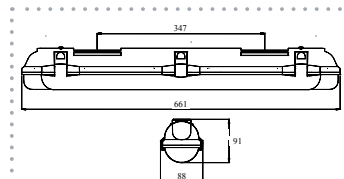
The NEVE T5 water resistant fluorescent fixture combines rugged IP65 construction with energy efficiency to provide a tough reliable light fixture.

This fitting is ideal for use in workshops, factories, outdoor locations and any area where water, rough treatment, or corrosive conditions are encountered.

SKU	WATTS	LENGTH	WIDTH	HEIGHT	LAMP	CONT / GEAR	LAMPS
180070	1 x 14W	660mm	85mm	90mm	T5 4000K	✓	✓
180072	1 x 28W	1270mm	85mm	90mm	T5 4000K	✓	✓
180074	1 x 28W	1270mm	85mm	90mm	Maintained Emergency	✓	✓



Light Output Ratio = 84.1%
SHR-NOM= 1.75
SHR-MAX= 1.93




• Above Line Drawing for 1 x 14 Watt Fluro



- Above polar curve is for 1 x 28 Watt output
- Photometric data available at www.beaconlightingcommercial.com.au

NEVE T5 2 LIGHT FLURO

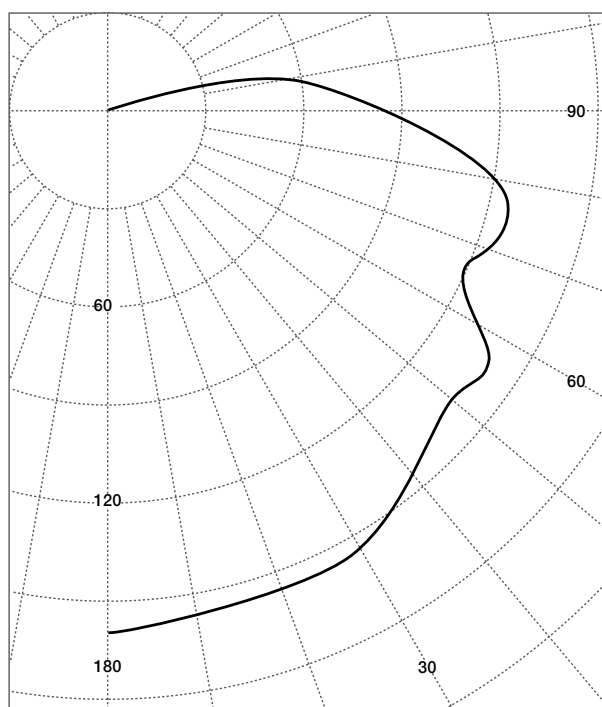


NEVE

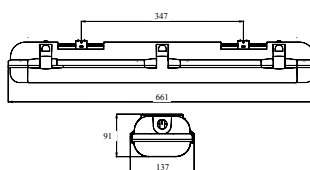
The NEVE T5 water resistant fluorescent fixture combines rugged IP65 construction with energy efficiency to provide a tough reliable light fixture.

This fitting is ideal for use in workshops, factories, outdoor locations and any area where water, rough treatment, or corrosive conditions are encountered.

SKU	WATTS	LENGTH	WIDTH	HEIGHT	LAMP	CONT / GEAR	LAMPS
180071	2 x 14W	660mm	135mm	90mm	T5 4000K	✓	✓
180073	2 x 28W	1270mm	135mm	90mm	T5 4000K	✓	✓
180075	2 x 28W	1270mm	135mm	90mm	Maintained Emergency	✓	✓



Light Output Ratio = 71.3%
SHR-NOM= 1.75
SHR-MAX= 1.78



• Above Line Drawing for 2 x 14 Watt Fluro



- Above polar curve is for 2 x 28 Watt output
- Photometric data available at www.beaconlightingcommercial.com.au